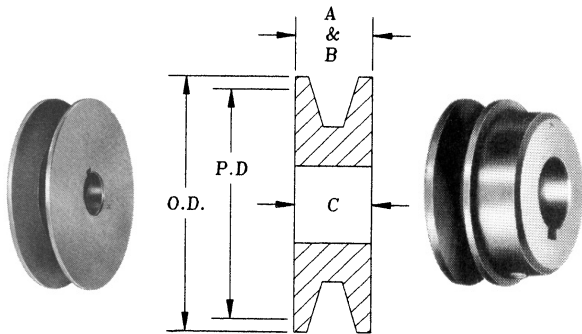




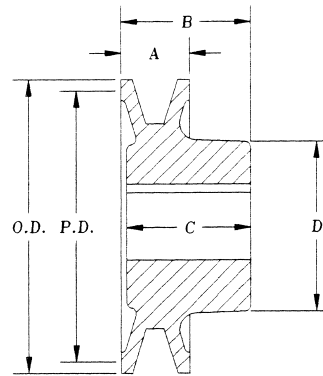
# hi-q cast iron sheaves-single groove

## for "O" (3L) v-belts

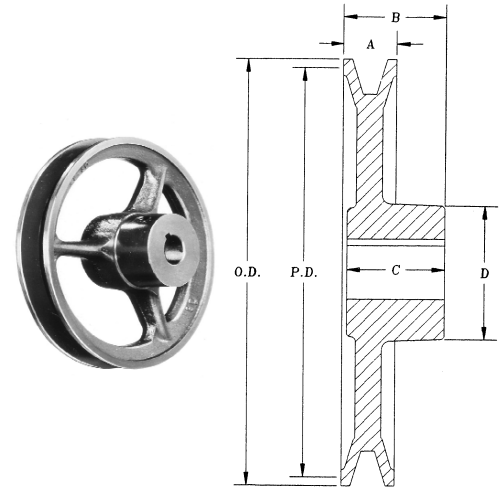
STYLE 1



STYLE 2



STYLE 3



Solid Bar Steel OS14-OS27

Solid Cast Iron OS32 and OS37

Spoked Cast Iron OS42-OS102

DIAMETER		PART NUMBER	LIST PRICE	STYLE	STOCK BORES MARKED "X" ^						MAX BORE INCHES	DIMENSION v - Inches				APPROX. WT LBS.
O.D. INCHES	P.D. INCHES				3/8	1/2	5/8	3/4	7/8	1		A	B	C	D	
1.42	1.25	OS14	\$ 9.00	1	X	X					1/2	1/2	1/2		.3	
1.67	1.50	OS17	\$ 10.60	1	X	X	X				3/4	1/2	1/2		.4	
1.92	1.75	OS19	\$ 10.80	1	X	X	X	X			3/4	1/2	1/2		.4	
2.17	2.00	OS22	\$ 11.40	1	X	X	X	X			3/4	1/2	1/2		.4	
2.42	2.25	OS24	\$ 12.00	1	X	X	X	X			3/4	1/2	1/2		.5	
2.67	2.50	OS27	\$ 13.20	1		X	X	X	X		7/8	1/2	1/2		.7	
3.17	3.00	OS32	\$ 16.00	2		X	X	X	X	X	1	5/8	1-1/16	1-1/16	1-53/64	1.1
3.67	3.50	OS37	\$ 21.60	2		X	X	X	X	X	1	5/8	1-1/16	1-1/16	1-53/64	1.3
4.17	4.00	OS42	\$ 25.60	3		X	X	X	X	X	1	5/8	1-1/16	1-1/16	1-5/8	1.6
4.67	4.50	OS47	\$ 27.20	3	X	X	X	X	X	X	1	5/8	1-1/16	1-1/16	1-5/8	1.7
5.17	5.00	OS52	\$ 29.20	3		X	X	X	X	X	1	5/8	1-1/16	1-1/16	1-5/8	1.9
6.17	6.00	OS62	\$ 34.20	3		X	X	X	■	X	1	5/8	1-3/16	1-1/8	1-7/8	2.2
7.17	7.00	OS72	\$ 40.40	3		X	X	X	■	X	1	5/8	1-3/16	1-1/8	1-7/8	2.4
8.17	8.00	OS82	\$ 49.28	3		X	X	X	■	X	1	5/8	1-3/16	1-1/8	1-7/8	2.7
9.17	9.00	OS92	\$ 52.24	3		X	X	X	■	X	1	5/8	1-3/16	1-1/8	1-7/8	3.1
10.17	10.00	OS102	\$ 58.56	3			X	X	■	X	1	5/8	1-3/16	1-1/8	1-7/8	3.6

^ For Standard Keyway Dimension Refer to Table Below

Setscrews-Hollow Head, Cup Point

■ Non-Stock Bores are Special and Noncancellable (Additional Charges Apply)

v Held to Commercially Acceptable Tolerances

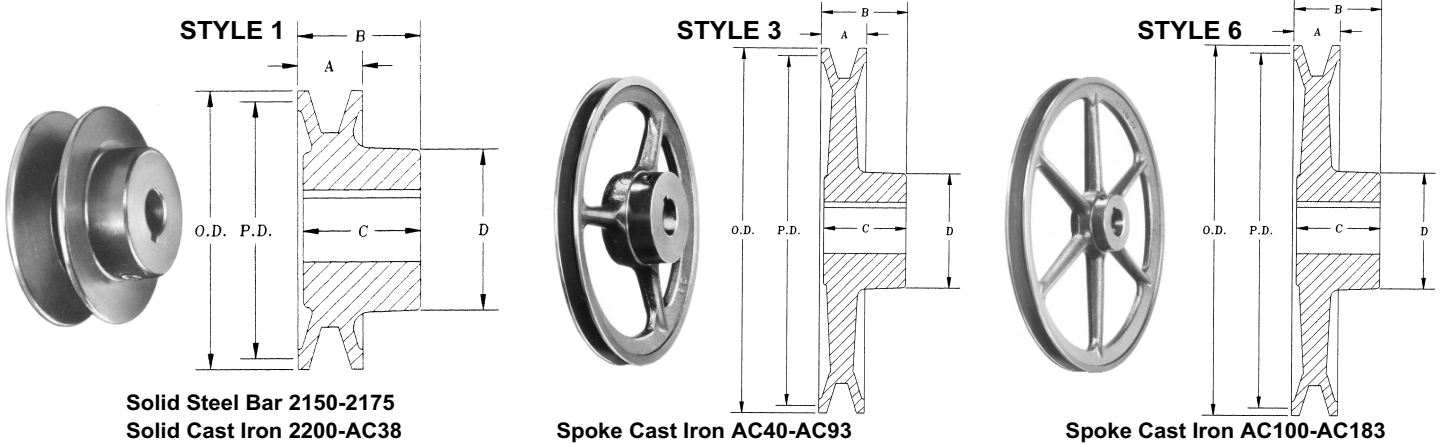
## STANDARD KEYWAYS FOR LIGHT DUTY SHEAVES

BORE (INCHES)	KEYSEAT
3/8, 7/16, 1/2, 9/16	NONE
5/8, 11/16, 3/4, 13/16, 7/8	3/16 x 3/32
15/16, 1, 1-1/16, 1-1/8, 1-3/16, 1-1/4	1/4 x 1/8
1-15/16, 1-3/8	5/16 x 5/32
1-7/16, 1-1/2	3/8 x 3/16

BORE (mm)	KEYSTOCK
14, 15, 16	5 x 5
18, 19, 20, 22	6 x 6
24, 25, 28, 30	8 x 7
32, 35, 38	10 x 8



# hi-q cast iron sheaves-single groove for both "O" (3L) and "A" (4L) v-belts



**Solid Steel Bar 2150-2175  
Solid Cast Iron 2200-AC38**

**Spoke Cast Iron AC40-AC93**

**Spoke Cast Iron AC100-AC183**

DIAMETER			PART NUMBER	LIST PRICE	STYLE	STOCK BORES MARKED "X" ^										MAX BORE INCHES	DIMENSION - INCHES				APPROX WT. LBS.
P.D./ O.D. INCHES	"A" BELT INCHES	D.D "O" BELT INCHES				1/2 In	5/8 In	3/4 In	7/8 In	1 In	1-1/8 In	1-3/16 In	1-1/4 In	1-3/8 In	1-7/16 In		A	B	C	D	
1.50	1.3		2150	\$ 9.00	1	X	X+								5/8	5/8	1-1/16	1-1/16	1-1/4	.2	
1.75	1.5		2175	\$ 10.60	1	X	X	X							3/4	5/8	1-1/16	1-1/16	1-1/2	.4	
2.00	1.7		2200	\$ 10.80	1	X	X	X	X						7/8	3/4	1-1/4	1-1/8	1-5/8	.6	
2.10	1.8	1.5	2210	\$ 11.40	1	X	X	X	X						7/8	3/4	1-1/4	1-1/8	1-5/8	.6	
2.25	2.0	1.7	2225	\$ 11.70	1	X	X	X	X	X					1	3/4	1-1/4	1-1/8	1-5/8	.7	
2.40	2.1	1.8	2240	\$ 12.00	1	X	X	X	X	X					1	3/4	1-5/16	1-1/8	1-5/8	.8	
2.50	2.2	1.9	2250	\$ 12.60	1	X	X	X	X	X					1	3/4	1-5/16	1-1/8	1-5/8	.9	
2.60	2.3	2.0	2260	\$ 12.70	1	X	X	X	X	X					1	3/4	1-5/16	1-1/8	1-5/8	.9	
2.75	2.5	2.2	2275	\$ 13.20	1	X	X	X	X	X					1	3/4	1-5/16	1-1/8	1-5/8	1.0	
3.00	2.7	2.4	2300	\$ 15.60	1	X	X	X	X	X					1	3/4	1-5/16	1-1/8	1-7/8	1.1	
3.05	2.8	2.5	AC31	\$ 15.60	1	X	X	X	X	X	X				1-1/8	3/4	1-5/16	1-1/8	1-7/8	1.2	
3.25	3.0	2.7	AC33	\$ 16.00	1	X	X	X	X	X	X				1-1/8	3/4	1-7/16	1-1/4	1-7/8	1.3	
3.45	3.2	2.9	AC35	\$ 17.40	1	X	X	X	X	X	X				1-1/8	3/4	1-7/16	1-1/4	1-7/8	1.5	
3.75	3.5	3.2	AC38	\$ 21.60	1	X	X	X	X	X	X				1-1/8	3/4	1-7/16	1-1/4	1-7/8	1.6	
4.00	3.7	3.4	AC40	\$ 25.00	3	X	X	X	X	X	X				1-1/8	3/4	1-7/16	1-1/8	1-53/64	1.4	
4.25	4.0	3.7	AC43	\$ 25.60	3	X	X	X	X	X	X				1-1/8	3/4	1-3/8	1-3/8	1-3/4	1.7	
4.45	4.2	3.9	AC45	\$ 26.80	3	X	X	X	X	X	X				1-1/8	3/4	1-3/8	1-3/8	1-3/4	1.8	
4.75	4.5	4.2	AC48	\$ 27.20	3	X	X	X	X	X	X				1-1/8	3/4	1-3/8	1-3/8	1-3/4	1.9	
5.00	4.7	4.4	AC50	\$ 28.60	3	X	X	X	X	X	X	■	■		1-1/4	3/4	1-3/8	1-1/8	1-7/8	1.6	
5.25	5.0	4.7	AC53	\$ 29.20	3	X	X	X	X	X	X	X	■	■	1-1/4	3/4	1-3/8	1-3/8	1-7/8	2.1	
5.45	5.2	4.9	AC55	\$ 31.20	3	X	X	X	X	X	X	X	■	■	1-1/4	3/4	1-3/8	1-3/8	1-7/8	2.4	
5.75	5.5	5.2	AC58	\$ 33.38	3	X	X	X	X	X	X	X	■	■	1-1/4	3/4	1-3/8	1-1/8	1-7/8	2.3	
6.00	5.7	5.4	AC60	\$ 33.40	3	X	X	X	X	X	X	X	■	■	1-1/4	3/4	1-3/8	1-1/8	1-7/8	1.9	
6.25	6.0	5.7	AC63	\$ 34.20	3	X	X	X	X	X	X	X	■	■	1-1/4	3/4	1-3/8	1-3/8	1-7/8	2.1	
6.45	6.2	5.9	AC65	\$ 35.60	3	X	X	X	X	X	X	X	■	■	1-1/4	3/4	1-3/8	1-3/8	1-7/8	2.7	
6.75	6.5	6.2	AC68	\$ 38.55	3			X		X	X				1-1/4	3/4	1-3/8	1-3/8	1-7/8	3.2	
6.95	6.7	6.4	AC70	\$ 40.40	3	X	X	X	X	X	X	X	■	■	1-1/2	3/4	1-5/8	1-5/8	2-1/2	3.5	
7.25	7.0	6.7	AC73	\$ 42.20	3	X	X	X	X	X	X	X	■	■	1-1/2	3/4	1-5/8	1-5/8	2-1/2	3.7	
7.75	7.5	7.2	AC78	\$ 46.08	3			X	X	X					1-1/2	3/4	1-5/8	1-5/8	2-1/2	3.8	
7.95	7.7	7.4	AC80	\$ 48.00	3	X	X	X	X	X	X	X	■	■	1-1/2	3/4	1-5/8	1-5/8	2-1/2	3.9	
8.25	8.0	7.7	AC83	\$ 49.28	3	X	X	X	X	X	X	X	■	■	1-1/2	3/4	1-5/8	1-5/8	2-1/2	4.1	
8.95	8.7	8.4	AC90	\$ 55.20	3	X	X	X	X	X	X	X	■	■	1-1/2	3/4	1-5/8	1-5/8	2-1/2	4.4	
9.25	9.0	8.7	AC93	\$ 52.24	3		X	X	X	X	X	X	■	■	1-1/2	3/4	1-5/8	1-5/8	2-1/2	4.7	
9.95	9.7	9.4	AC100	\$ 58.40	6		X	X	X	X	X	X	■	■	1-1/2	3/4	1-5/8	1-5/8	2-1/2	5.6	
10.25	10.0	9.7	AC103	\$ 58.56	6		X	X	X	X	X	X	■	■	1-1/2	3/4	1-5/8	1-5/8	2-1/2	5.7	
10.95	10.7	10.4	AC110	\$ 63.20	6			X	■	X	X	■	■	■	1-1/2	3/4	1-5/8	1-5/8	2-1/2	5.9	
11.25	11.0	10.7	AC113	\$ 65.68	6		X	X	X	X	X	■	■	■	1-1/2	3/4	1-5/8	1-5/8	2-1/2	6.1	
11.95	11.7	11.4	AC120	\$ 71.20	6		X	X	X	X	X	X	■	■	1-1/2	3/4	1-5/8	1-5/8	2-1/2	6.4	
12.25	12.0	11.7	AC123	\$ 73.56	6			X	X	X	X	■	■	■	1-1/2	7/8	1-5/8	1-5/8	2-1/2	6.8	
12.95	12.7	12.4	AC130	\$ 82.00	6			X	X	X	X	■	■	■	1-1/2	7/8	1-5/8	1-5/8	2-1/2	7.3	
13.25	13.0	12.7	AC133	\$ 88.28	6		X	X	■	X	X	■	■	■	1-1/2	7/8	1-5/8	1-5/8	2-1/2	8.0	
13.95	13.7	13.4	AC140	\$ 94.80	6		X	X	■	X	X	■	■	■	1-1/2	7/8	1-5/8	1-5/8	2-1/2	9.7	
14.25	14.0	13.7	AC143	\$ 98.20	6		X	X	■	X	X	■	■	■	1-1/2	7/8	1-5/8	1-5/8	2-1/2	10.0	
14.95	14.7	14.4	AC150	\$100.80	6			X	■	X	X	X	■	■	1-1/2	7/8	1-3/4	1-3/4	2-1/2	10.4	
15.25	15.0	14.7	AC153	\$110.80	6			X	■	X	■	X	■	■	1-1/2	7/8	1-3/4	1-3/4	2-1/2	11.0	
18.25	18.0	17.7	AC183	\$140.00	6			X	■	X	X	X	■	■	1-1/2	7/8	1-3/4	1-3/4	2-1/2	13.0	

^ For Standard Keyway Dimension Refer to Page 3

+ No Keyway

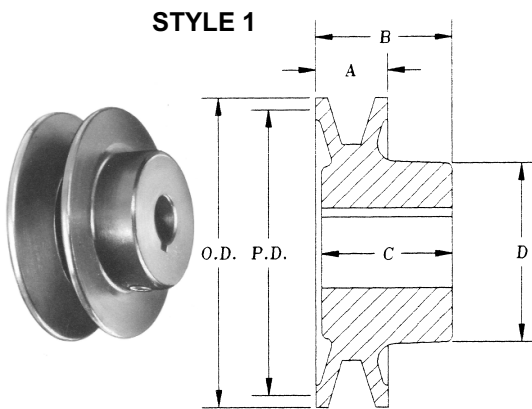
■ Non-Stock Bores are Special and Noncancellable, Additional Charges Apply.  
For Prompt Service on Non-stock and Bores Smaller than Standard, Refer to

^ Held to Commercially Acceptable Tolerances

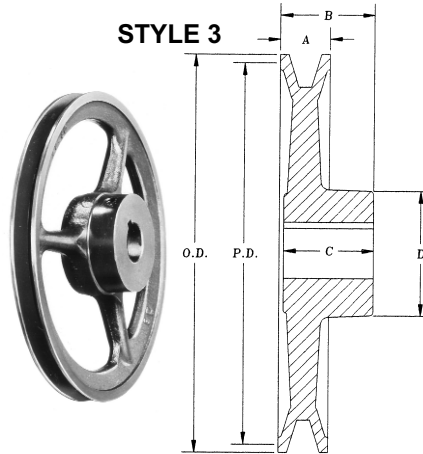
Setscrews-Hollow Head, Cup Point  
AC100 - AC183 Two Setscrews



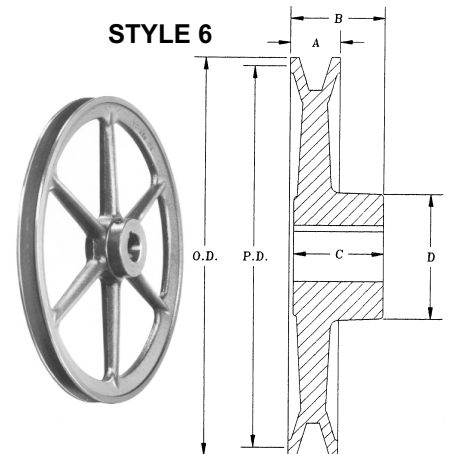
# hi-q cast iron sheaves-single groove for both "A" (4L) and "B" (5L) v-belts



**Solid Cast Iron 4200-BC46**



**Spoke Cast Iron BC48-BC90**



**Spoke Cast Iron BC98-BC188**

DIAMETER			PART NUMBER	LIST PRICE	STYLE	STOCK BORES MARKED "X" ^											MAX BORE INCHES	DIMENSION v - INCHES				APPROX WT. LBS.	
P.D./ O.D. INCHES	D.D "B" BELT INCHES	D.D "A" BELT INCHES				1/2 In	5/8 In	3/4 In	7/8 In	1 In	1-1/8 In	1-3/16 In	1-1/4 In	1-3/8 In	1-7/16 In	A		B	C	D			
2.00	1.7		4200	\$ 13.60	1	X	X	X										7/8	1-3/8	1-9/32	1-5/8	.5	
2.25	2.0		4225	\$ 14.40	1	X	X	X	X	X								1	7/8	1-3/8	1-9/32	1-5/8	.7
2.50	2.1	1.7	4250	\$ 15.60	1	X	X	X	X	X								1	7/8	1-1/2	1-3/8	1-5/8	.9
2.60	2.2	1.8	4260	\$ 16.40	1	X	X	X	X	X								1	7/8	1-1/2	1-3/8	1-5/8	.9
2.95	2.6	2.2	BC30/4300	\$ 17.20	1	X	X	X	X	X	X							1-1/8	7/8	1-1/2	1-3/8	1-7/8	1.3
3.15	2.8	2.4	BC32	\$ 17.60	1	X	X	X	X	X	X							1-1/8	7/8	1-1/2	1-3/8	1-7/8	1.5
3.35	3.0	2.6	BC34	\$ 19.20	1	X	X	X	X	X	X							1-1/8	7/8	1-1/2	1-3/8	1-7/8	1.6
3.55	3.2	2.8	BC36	\$ 23.60	1	X	X	X	X	X	X							1-1/8	7/8	1-1/2	1-3/8	1-7/8	1.7
3.75	3.4	3.0	BC38	\$ 25.80	1	X	X	X	X	X	X							1-1/8	7/8	1-1/2	1-3/8	1-7/8	2.0
3.95	3.6	3.2	BC40	\$ 26.80	1	X	X	X	X	X	X	X						1-1/8	7/8	1-1/2	1-3/8	1-7/8	2.1
4.15	3.8	3.4	BC42	\$ 27.20	1	X	X	X	X	X	X							1-1/8	7/8	1-1/2	1-5/16	1-7/8	2.1
4.35	4.0	3.6	BC44	\$ 29.40	1	X	X	X	X	X	X							1-1/8	7/8	1-1/2	1-5/16	1-7/8	2.3
4.55	4.2	3.8	BC46	\$ 29.60	1	X	X	X	X	X	X							1-1/8	7/8	1-1/2	1-5/16	1-7/8	2.6
4.75	4.4	4.0	BC48	\$ 30.00	3	X	X	X	X	X	X							1-1/8	7/8	1-1/2	1-1/2	1-7/8	2.1
4.95	4.6	4.2	BC50	\$ 30.20	3	X	X	X	X	X	X	X			X			1-1/4	7/8	1-1/2	1-1/2	1-7/8	2.5
5.15	4.8	4.4	BC52	\$ 31.80	3	X	X	X	X	X	X	■	■					1-1/4	7/8	1-5/8	1-5/8	2	2.6
5.35	5.0	4.6	BC54	\$ 33.00	3	X	X	X	X	X	X	■	■					1-1/4	7/8	1-5/8	1-3/8	1-15/16	2.7
5.55	5.2	4.8	BC56	\$ 34.00	3	X	X	X	X	X	X	■	■					1-1/4	7/8	1-5/8	1-3/8	1-15/16	3.0
5.75	5.4	5.0	BC58	\$ 34.20	3	X	X	X	X	X	X	■	■					1-1/4	7/8	1-5/8	1-1/8	2	3.1
5.95	5.6	5.2	BC60	\$ 34.40	3	X	X	X	X	X	X	■	■					1-1/4	7/8	1-5/8	1-3/8	2	3.2
6.15	5.8	5.4	BC62	\$ 38.40	3	X	X	X	X	X	X	■	■					1-1/4	7/8	1-5/8	1-5/8	2-1/2	4.2
6.35	6.0	5.6	BC64	\$ 39.80	3	X	X	X	X	X	X	■	■					1-1/4	7/8	1-5/8	1-5/8	2	4.7
6.55	6.2	5.8	BC66	\$ 44.00	3	X	X	X	X	X	X	■	■					1-1/4	7/8	1-5/8	1-5/8	2	3.2
6.75	6.4	6.0	BC68	\$ 44.60	3	X	X	X	X	X	X	■	■					1-1/2	7/8	1-5/8	1-5/8	2-1/2	4.4
6.95	6.6	6.2	BC70	\$ 47.40	3	X	X	X	X	X	X	■	■	■				1-1/2	7/8	1-5/8	1-5/8	2-1/2	4.5
7.15	6.8	6.4	BC72	\$ 48.00	3		X	X	X	X	X	■	■	■				1-1/2	7/8	1-5/8	1-5/8	2-1/2	4.1
7.25	6.9	6.5	BC73	\$ 48.50	3	X	X	X	X	X	X	■	■	■				1-1/2	7/8	1-5/8	1-5/8	2-1/2	4.2
7.75	7.4	7.0	BC78	\$ 49.60	3	X	X	X	X	X	X	■	■	X				1-1/2	7/8	1-5/8	1-5/8	2-1/2	4.7
8.25	7.9	7.5	BC83	\$ 55.60	3	X	X	X	X	X	X	■	■	X				1-1/2	7/8	1-5/8	1-5/8	2-1/2	4.8
8.75	8.4	8.0	BC88	\$ 58.80	3				X	X	X	■	■	■				1-1/2	7/8	1-5/8	1-5/8	2-1/2	4.8
9.25	8.9	8.5	BC93	\$ 60.73					X	X	X	■	■	■				1-1/2	7/8	1-5/8	1-5/8	2-1/2	5.0
8.95	8.6	8.2	BC90	\$ 59.20	3		X	X	X	X	X	■	■	X				1-1/2	7/8	1-5/8	1-5/8	2-1/2	4.9
9.75	9.4	9.0	BC98	\$ 63.20	6		X	X	X	X	X	■	■	X				1-1/2	7/8	1-5/8	1-5/8	2-1/2	5.2
11.35	11.0	10.6	BC114	\$ 75.60	6		X	X	■	X	X	■	■	X				1-1/2	7/8	1-5/8	1-5/8	2-1/2	7.4
11.75	11.4	11.0	BC118	\$ 77.80	6			X	■	X	X	■	■	X				1-1/2	7/8	1-5/8	1-5/8	2-1/2	7.5
12.75	12.4	12.0	BC128	\$ 87.20	6			X	X	X	X	■	■	X				1-1/2	7/8	1-5/8	1-5/8	2-1/2	7.6
13.95	13.6	13.2	BC140	\$ 105.20	6			X	X	X	X	■	■	X				1-1/2	7/8	1-3/4	1-3/4	2-1/2	8.0
15.75	15.4	15.0	BC158	\$ 135.60	6			X	X	X	X	■	■	X				1-1/2	1	1-3/4	1-3/4	2-1/2	11.7
18.75	18.4	18.0	BC188	\$ 156.40	6			X	X	X	X	■	■	X				1-1/2	1	1-3/4	1-3/4	2-1/2	15.5

^ For Standard Keyway Dimension Refer to Page 3

■ Non-Stock Bores are Special and Noncancellable (Additional Charges Apply). For Prompt Service on Non-stock and Bores Smaller than Standard, Refer to HQ Bushed Line, Page 8.

v Held to Commercially Acceptable Tolerances

Setscrews-Hollow Head, Cup Point  
4200 - BC98 One Setscrew  
BC114 - BC188 Two Setscrews